

CORPORATE PARENTING BOARD

PERFORMANCE OVERVIEW

Data as at:

31/07/2022

City of Wolverhampton Council - Corporate Parenting Report

Current CYPiC Profile

Current CYPiC per 10,000 population

76.6

Wolverhampton CYPiC per 10,000 Year End 2020/21

86

West Mids CYPiC per 10,000 pop 2020/21

85

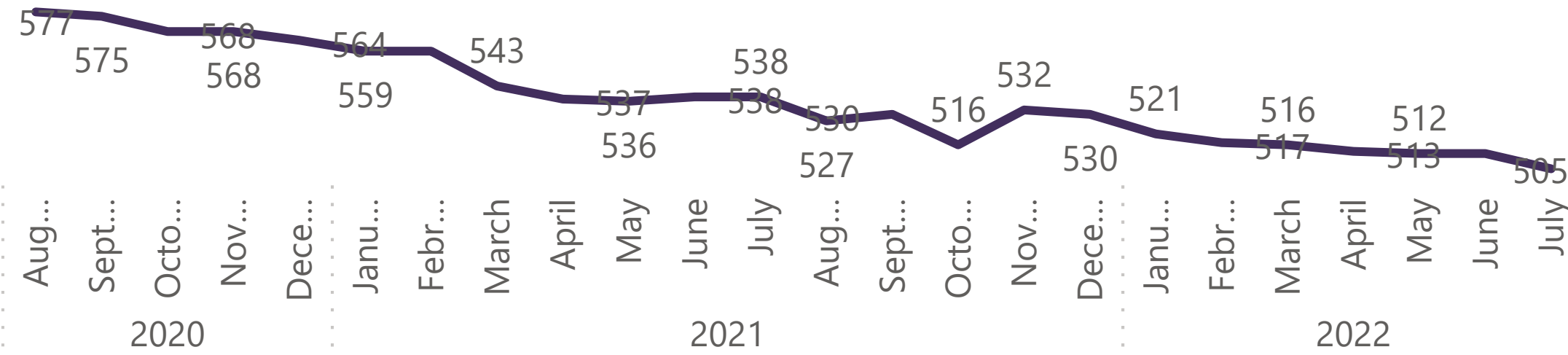
Stat Neighbours CYPiC per 10,000 pop 2020/21

96

England CYPiC per 10,000 pop 2020/21

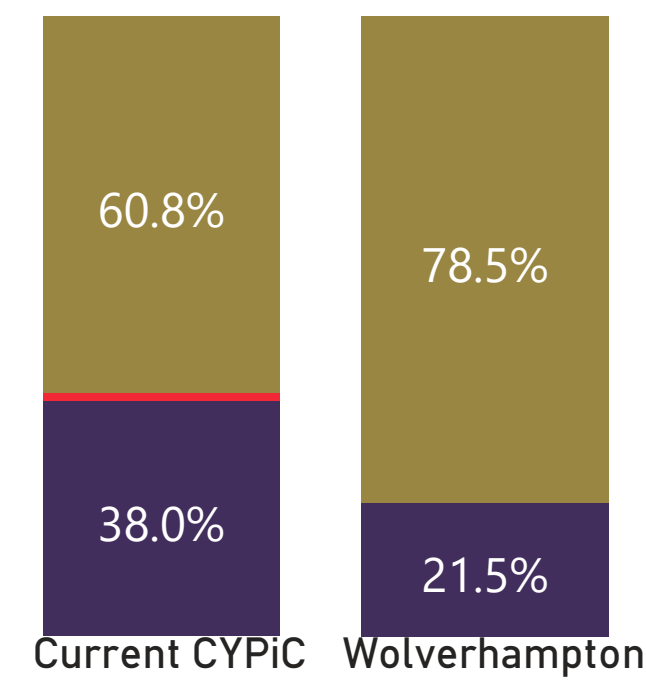
67

Number of Children and Young People in Care in Wolverhampton



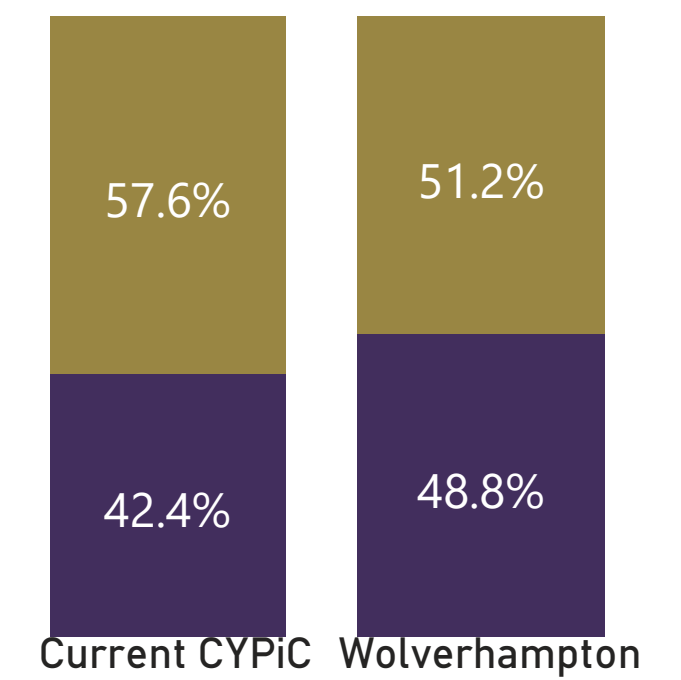
Ethnicity Comparison

- Ethnic Minority...
- Other
- White

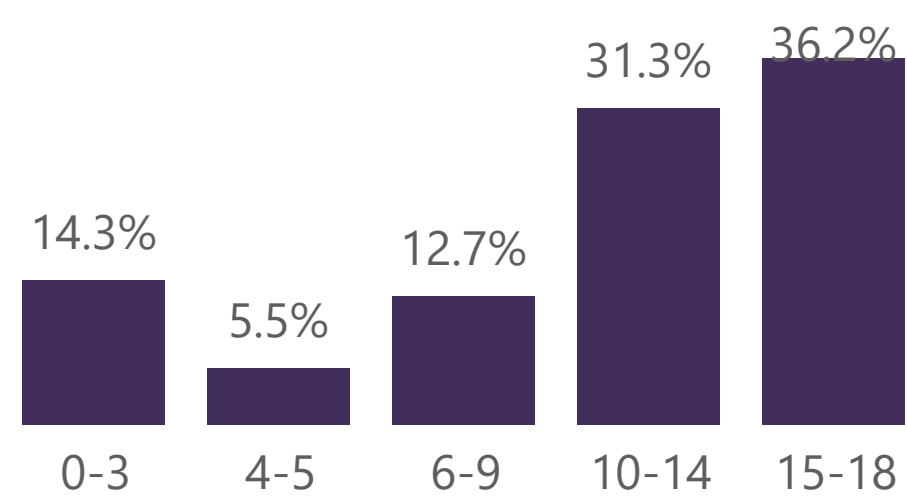


Gender Comparison

- Female
- Male



Age Breakdown



There are 505 children and young people in care at the end of July 2022. The numbers of children entering care has gradually decreased over the last 12 months, however there was a slight increase of those entering the care in November 21 which has since stabilised and continued to decrease. 67% of the children and young people in care are over the age of 10 with 31.3% for ages 10 – 14 and 36.2% aged 15 – 18 years. There is an over representation of children and young people from an ethnic minority background in the current CYPiC cohort with 38% compared to 21.5% for the Wolverhampton population. There is also a slight over representation of males in the current CYPiC cohort when compared to the overall Wolverhampton population.

City of Wolverhampton Council - Corporate Parenting Report

CYPiC Placement Analysis



% CYPiC placed more than 20 mile + from home

11%

2018/19 = 13%, 2019/20 = 10%, 2020/21 = 11%

% CYPiC with less than 3 placements in last 12 months

94.1%

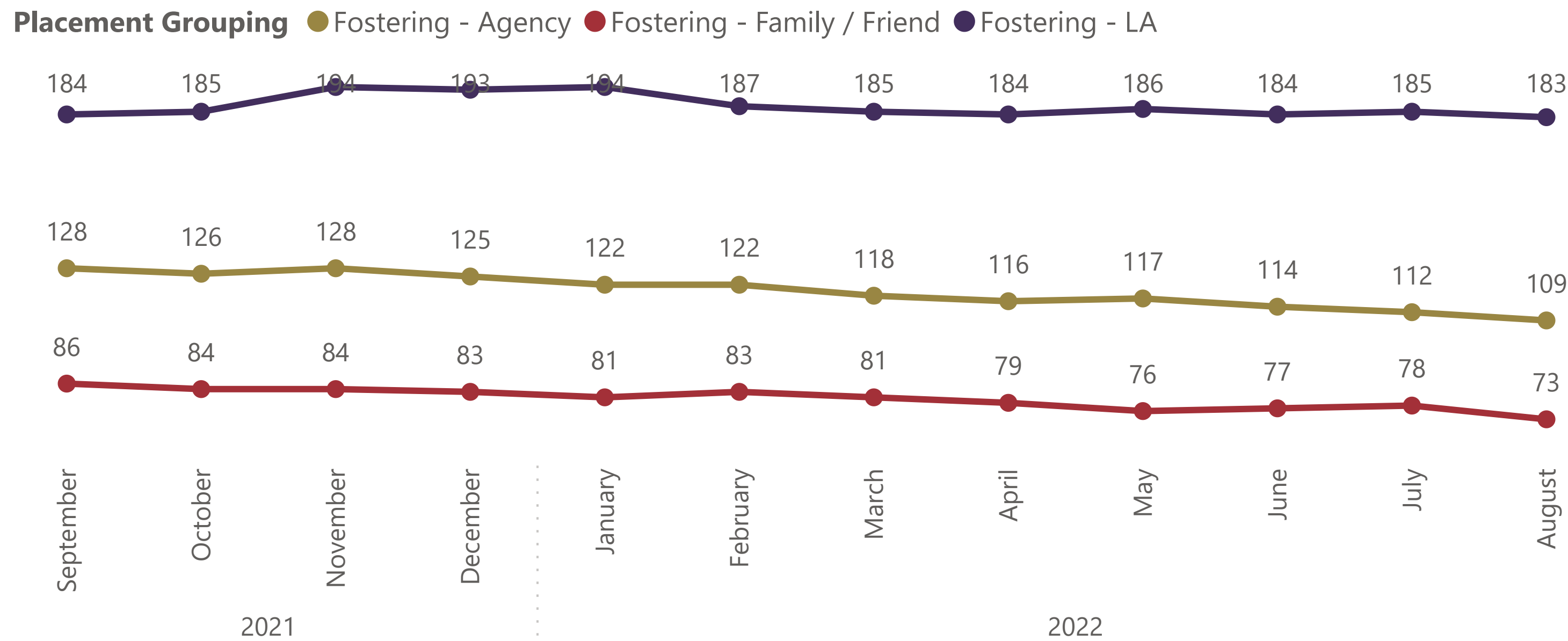
2018/19 = 86%, 2019/20 = 91%, 2020/21 = 94%

% CYPiC in same placement for 2 years or more

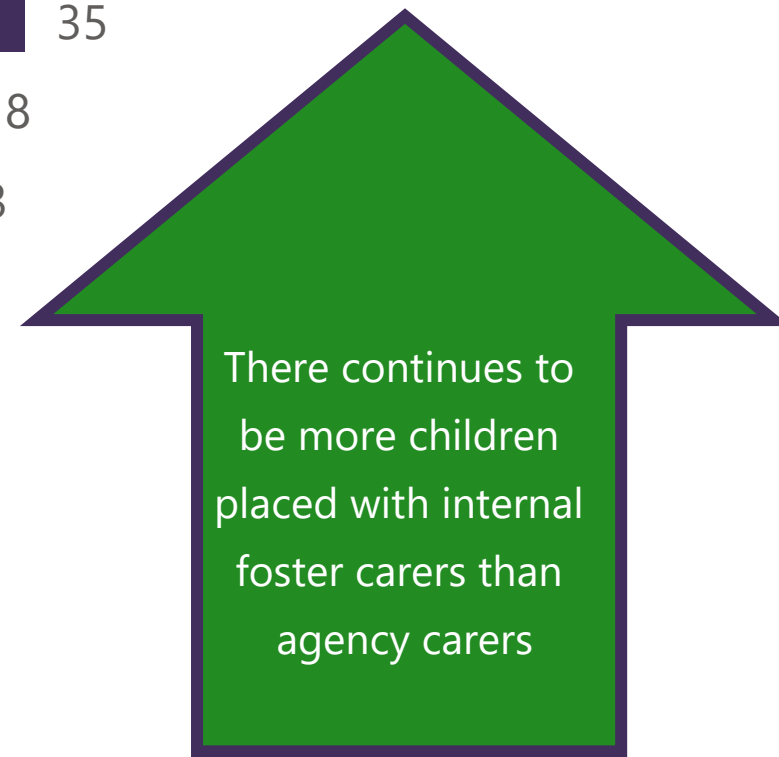
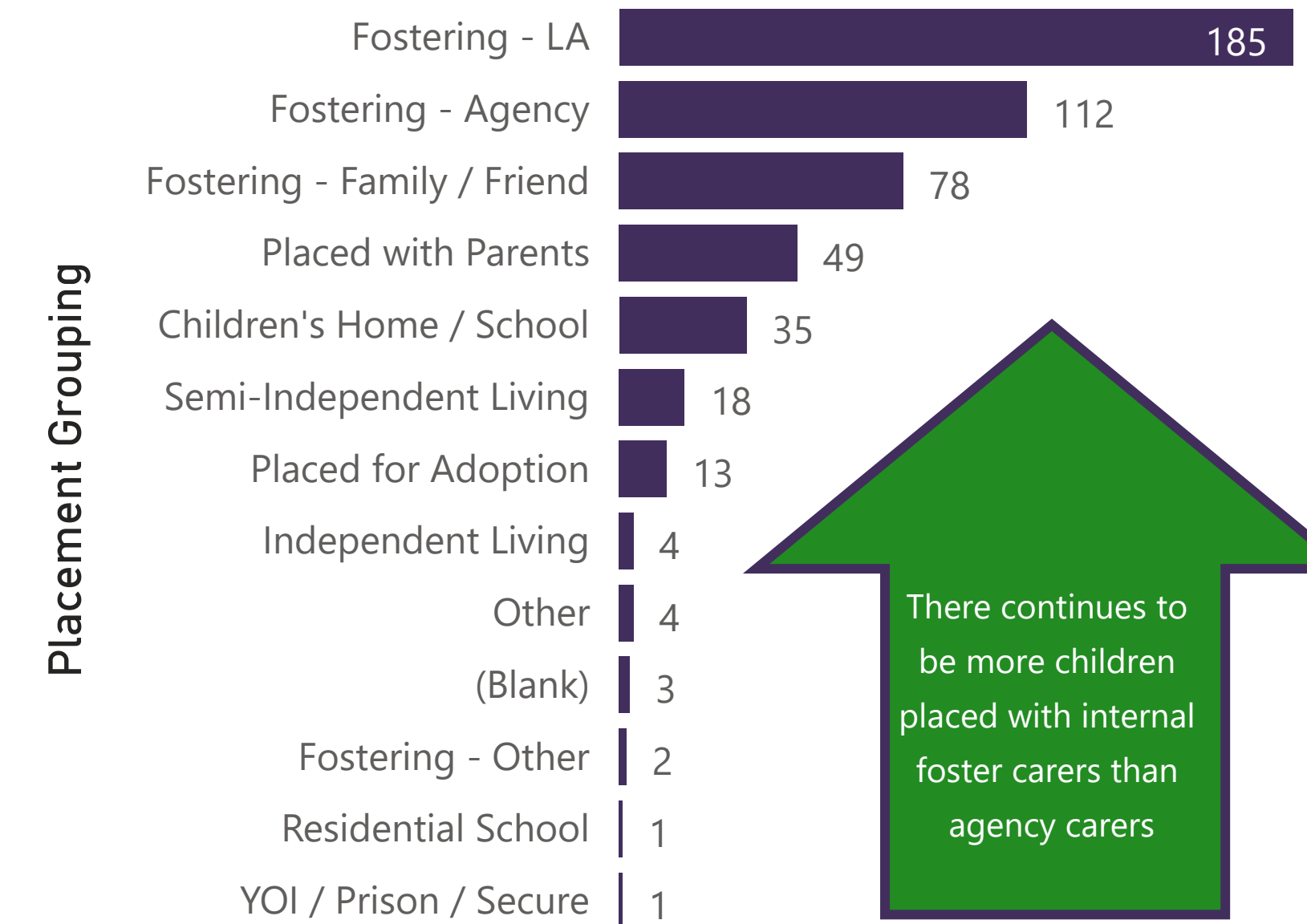
72.0%

2018/19 = 73%, 2019/20 = 74%, 2020/21 = 78%


Number of placements for current CYPiC in past 12 months



Current CYPiC by Placement Type



Number of placements for current CYPiC in past 12 months



The percentage of CYPiC with fewer than 3 placements during the last 2 years has remained consistent, when compared to the latest published year end data, at 94.1%. There has been an increase of 0.1% from the end of the 20/21 year for CYPiC placed more than 20 miles from home and the percentage of CYPiC in the same placement for 2 years or more has dropped by 6.4%.

Assessments, Reviews, Visits



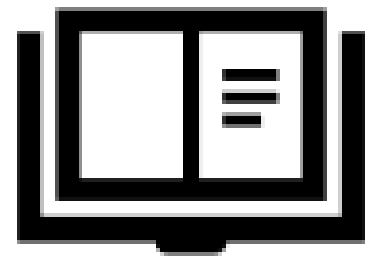
CYPiC with an up to date assessment

Where a new assessment has been completed within 12 months



2020/21 = 80.66%
2019/20 = 77.82%

● Fail ● Pass



CYPiC with an up to date review

Where the First Review is within 20 working days. Second review within 3 months. Third and subsequent reviews every 6 months



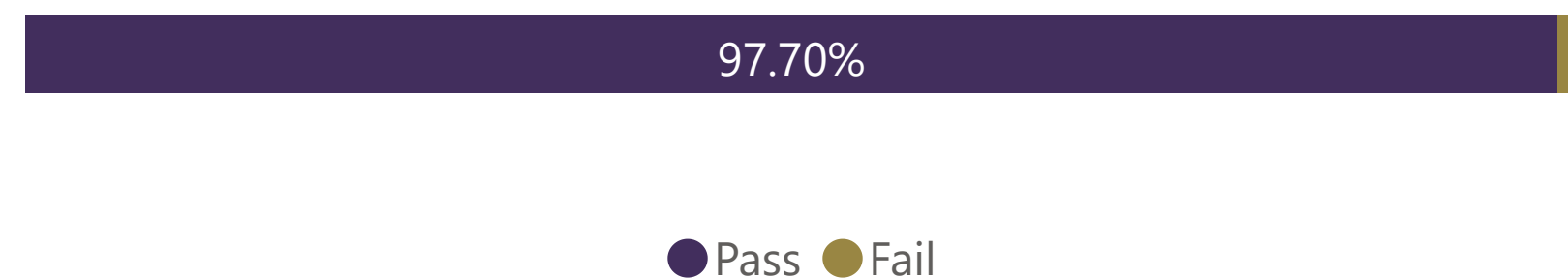
2020/21 = 98.9%
2019/20 = 96.93%

● In Timescales ● Not in Timescale



CYPiC who participated in the review

The proportion of CYPiC reviews where the child was present or contributed by other means in their review



2020/21 = 99.3%
2019/20 = 93.8%

● Pass ● Fail

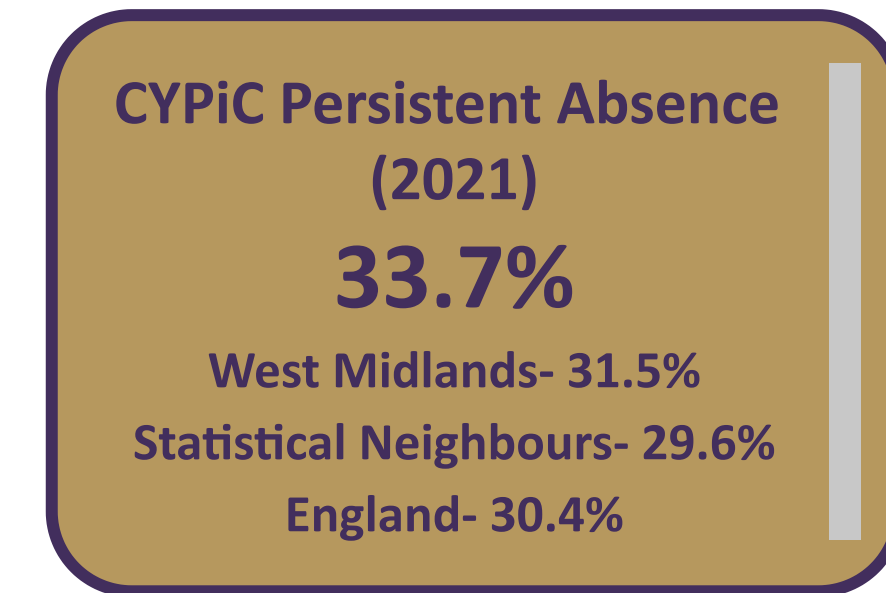
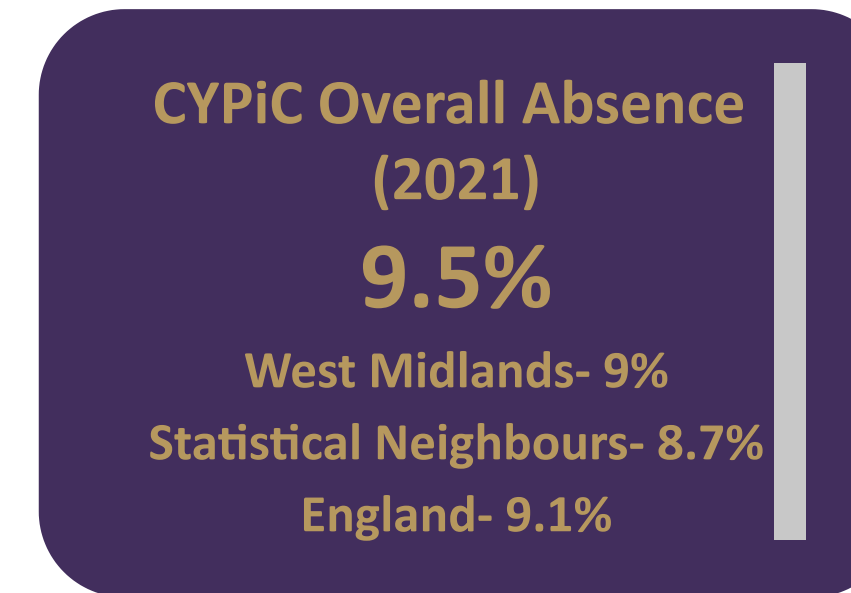
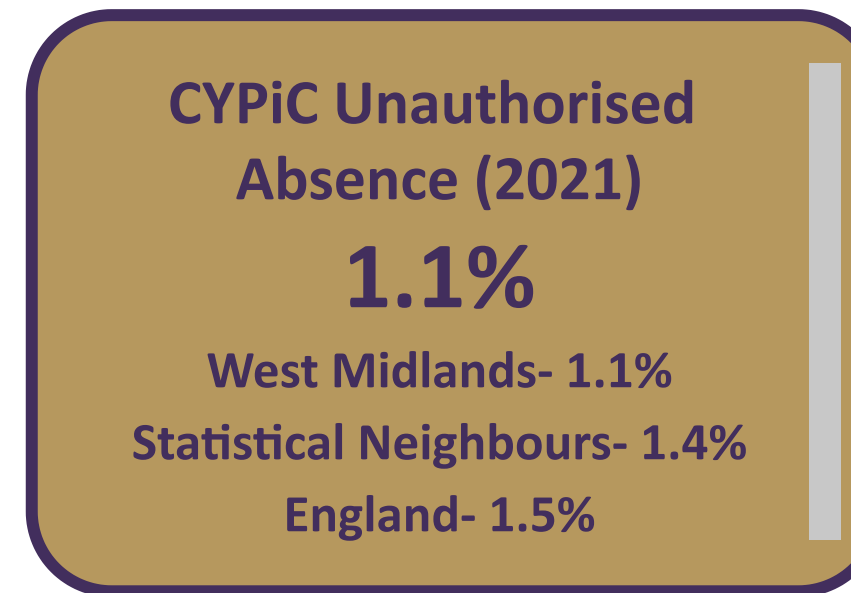
CYPiC with an up to date assessments is at 67.35% and reviews are 81.06% of children recorded as having an up to date review.

CYPiC Review Participation over the last 12 months is at 97.70%.

City of Wolverhampton Council - Corporate Parenting Report

Education

KS2 Expected Standard	Maths	Reading	Writing	Reading, Writing and Maths
CYPiC Wolverhampton 2019	47%	50%	58%	42%
Wolverhampton 2019	74%	70%	77%	64%
CYPiC West Midlands 2019	50%	51%	52%	38%
CYPiC Stat Neighbours 2019	54%	49%	52%	38%
CYPiC England 2019	51%	49%	50%	37%
KS4	9-4 Pass in English and Maths	Attainment 8	Progress 8	
CYPiC Wolverhampton 2019	15%	20%	-1%	
Wolverhampton 2019	58%	45%	0%	
CYPiC West Midlands 2019	18%	20%	-1%	
CYPiC Stat Neighbours 2019	18%	20%	-1%	
CYPiC England 2019	18%	19%	-1%	



The 2019 KS2 and KS4 results show that Wolverhampton CYPiC has improved in line with comparator performance. There remains a significant gap between the performance of CYPiC and all Wolverhampton children however small numbers in the cohort can make these measurements volatile. For further information about the education attainment of CYPiC in Wolverhampton please refer to the Virtual School Head teacher annual report.

Attendance data has been updated for 2021. This is taken from latest DfE published data and shows that performance is in line with with comparator groups. Wolverhampton are in the upper quartile nationally (best performance) for children and young people in care unauthorised absence.

CYPiC with an up to date PEP performance has increased in July. Work is ongoing in the service to improve the PEP performance for the year 12 and 13 cohort. Performance within this year group has increased by nearly 4% since April.



CYPiC with an up to date PEP

The proportion eligible CYPiC with an up to date Personal Education Plan (PEP)

PEP's - All Ages



2020/21 = 90%
2019/20 = 93%

PEP's - Early Year's



2020/21 = 93%
2019/20 = 72%

PEP's - Year 12 & 13's



2020/21 = 51%
2019/20 = 81%

● Fail ● Pass

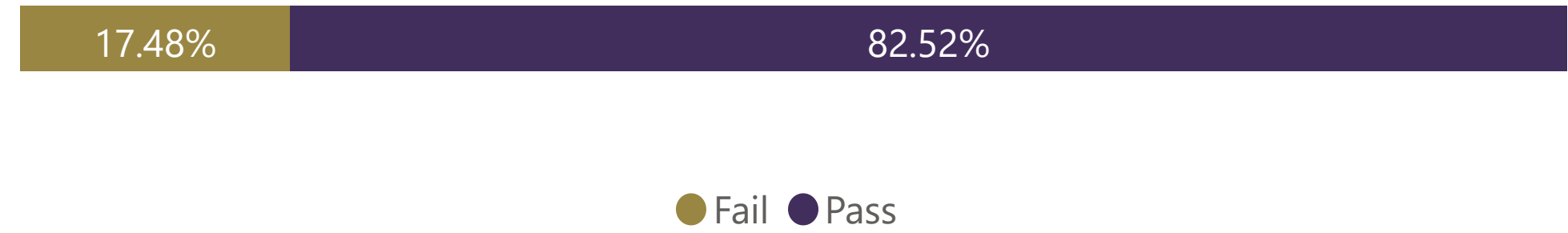
City of Wolverhampton Council - Corporate Parenting Report

Health & Dental - This data is internal CWC data and reflects different timescales to the data provided by health



CYPiC with an up to date review health check

Where a review health check has been completed within 12 months



2020/21 = 85%
2019/20 = 92%




CYPiC with an initial health check

Where a health check has been completed within 20 working days of entering care (rolling 12 months)



2020/21 = 36%
2019/20 = 27%



CYPiC with an up to date dental check

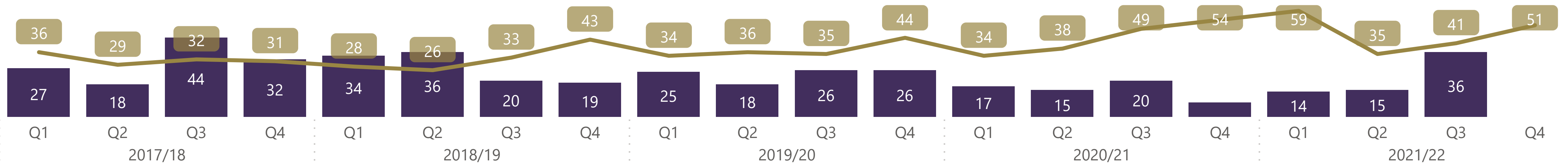
Where a dental check has been completed within 12 months



2020/21 = 45%
2019/20 = 95%

Care Applications (Source: www.cafcass.gov.uk)


● Number of children subject of Care applications ● Timeliness of care applications (Avg. Duration)



The percentage of dental checks completed has seen a reduction from 87.28% in July 2021 to 82.52% at the end of July 2022. Of the new CYPiC in the past 12 months, 11% had an initial health assessment within the first 20 working days, this remains an area of concern and continues to be flagged as an area of concern in internal performance management meetings. The number of children subject of care applications has seen a significant increase to 36 in 2021/22 Q3, more than double the reported figures for Q1 and Q2. The average duration for Care Applications has increased by 10 to 51 for Q4.


City of Wolverhampton Council - Corporate Parenting Report

Adoption



CYPiC adopted within A1 indicator (428 days)

Average time between a child entering care and moving in with their adoptive family




2020/21 = 29%
2019/20 = 66%
2018/19 = 58%




CYPiC adopted within A2 indicator (122 Days)

Average time between receiving court authority to place and finding a match




2020/21 = 43%
2019/20 = 49%
2018/19 = 67%



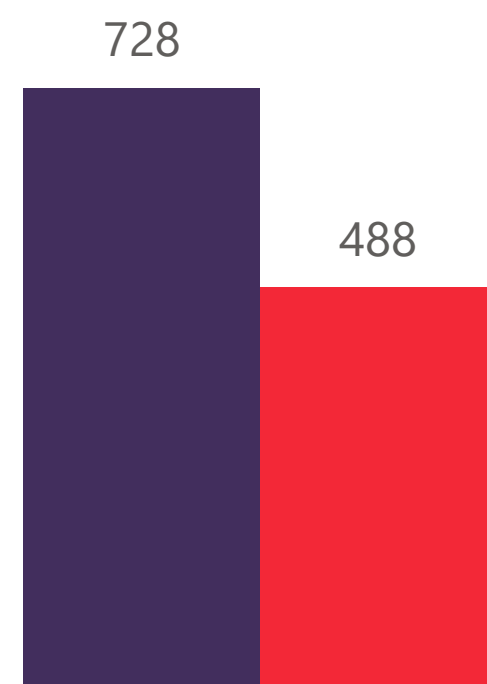
CYPiC adopted within A10 indicator (428 Days)

Average time between a child entering care and moving in with their adoptive family (stopped at point of fostering for foster carers adoptions)

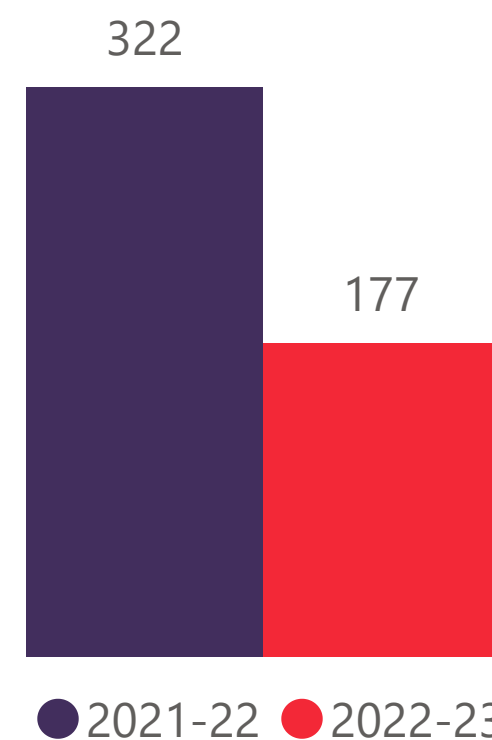


2020/21 = 38%
2019/20 = 81%
2018/19 = 80%


Adoptions - A1 (Avg. Days)



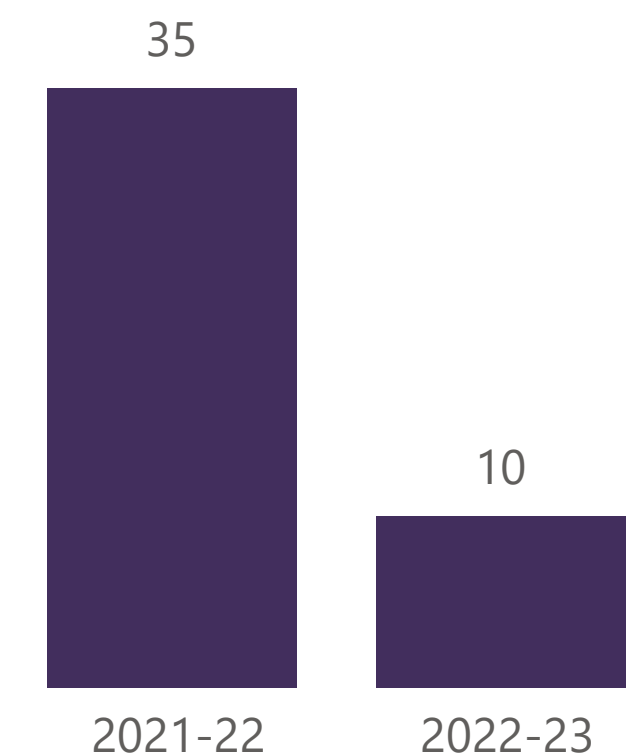
Adoptions - A2 (Avg. Days)



Adoptions - A10 (Avg. Days)



Number of Adoptions



There were 44 adoptions in the 2021/22 year, a significant increase from the 21 adoptions in 2020/21 which was heavily impacted by Covid-19 as court closures caused delays in timeliness, 10 adoptions have been recorded YTD for 2022/23.

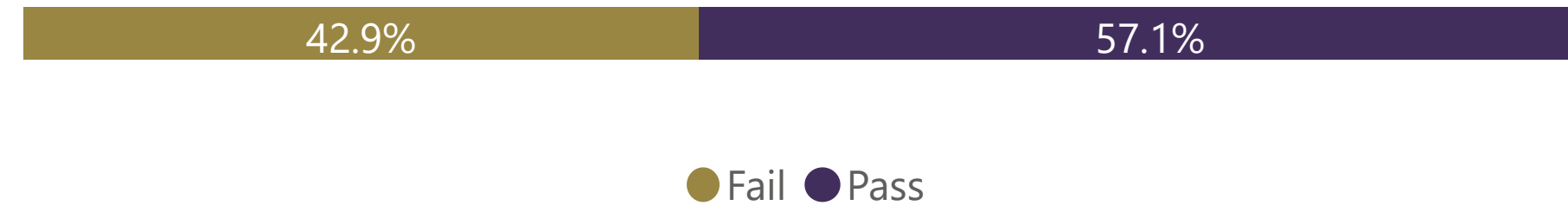
City of Wolverhampton Council - Corporate Parenting Report

Care Leavers



Care Leavers EET Status

Education, Employment and Training of Care Leavers aged 19-21


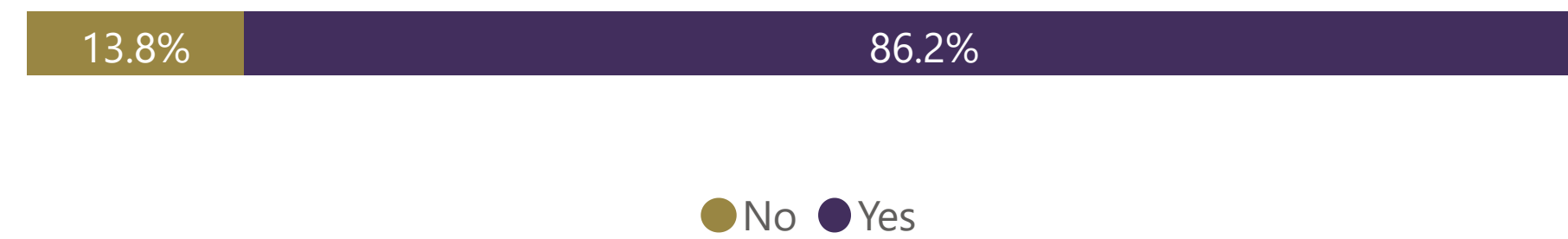


2020/21 Year Out-turn = 46%
 2020/21 West Midlands = 50%
 2020/21 Stat Neighbours = 48%
 2020/21 England = 52%



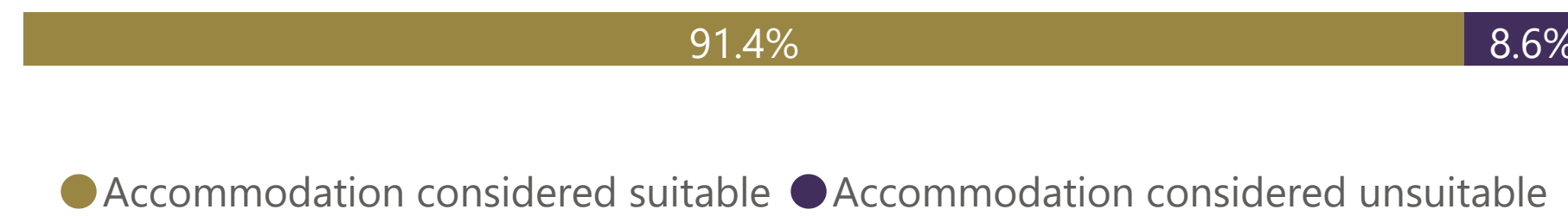
Care Leavers available to work

Care Leavers aged 17-21 who are available for education, training or employment



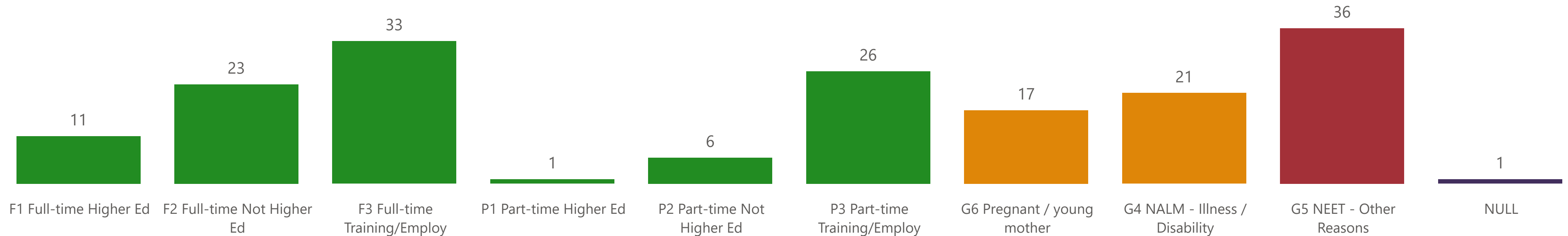
Care Leavers in suitable accommodation

Care Leavers aged 19-21 who live in suitable accommodation



2020/21 Year Out-turn = 85%
 2020/21 West Midlands = 87%
 2020/21 Stat Neighbours = 87%
 2020/21 England = 88%

Current Care Leaver EET Status (19-21)



At the end July 57.1% of 19-21 year old care leavers were in Education, Employment or Training. This remains above the previous year's out turn, local, regional and national level. 86.2% of care leavers aged 17-21 are available for work. This is a significant achievement when considering the high levels of youth unemployment within the city. Of the 17-21 cohort 13.8% (40 young people) were not available. 91.4% of the current care leavers 19-21 cohort are currently deemed to be in suitable accommodation.